

ROLL THE SLEEVES

DR. HARTNELL

EST. 2001

explain
it to me...



**Big
Projects**





Big Projects

What are Big Projects?

Like with the Mini-Projects, Big Projects allow you to take control of your learning! Picking ideas from the approved list (found in the tab "Big Projects" within the various units on DrHartnell.com), you get to demonstrate the connections you made with the material in creative and unique ways. Social media, games, documentaries, and interviews are just a few of the ways history can be tailored around your interests and passion!

You will need to complete ONE Big Project for **50 points**.

These Big Projects can be made using computers, on-line platforms, or with traditional means (markers, posters, etc.). If the project is an actual item that you create, take a picture of your project and e-mail it to me. Be sure to label all Big Project submissions as "Big Project" so they do not get confused (or graded) as a Mini-Project.

You MUST pick a different Big Project for each unit. In other words, you may not do the same project for all six units.

In the event you lose points on a Mini-Project, you may make the necessary changes and resubmit up until the due date (which is why I strongly encourage you to submit assignments early).

Social Media

Description: Create fake Instagram, Snapchat, or other social media accounts (and not functioning ones) for actual people involved in major political, cultural, athletic, educational, societal, religious, entertainment, or historical events from Colonial America (1607-1775), American Revolution (1775-1783), Antebellum America (1783-1861), the Civil War (1861-1865), or Reconstruction (1865-1877).

Requirements: Have these real people post things about (or from) historic events. These pages should look as real as possible (either because they are pictures of them actually at these events or because you photo-shopped them into the events). A total of 20 "posts" needs to be submitted. If you choose to create multiple social media accounts, a total of 20 posts is needed combined across all accounts. Be creative with page names, hashtags, and posts. Google Slides, Power Point, or other presentation platforms are strongly recommended for this particular project.

Be sure to read the description and the requirements for each Big Project idea.

Be creative! Take risks and push yourself to think "outside the box" on these Big Projects!

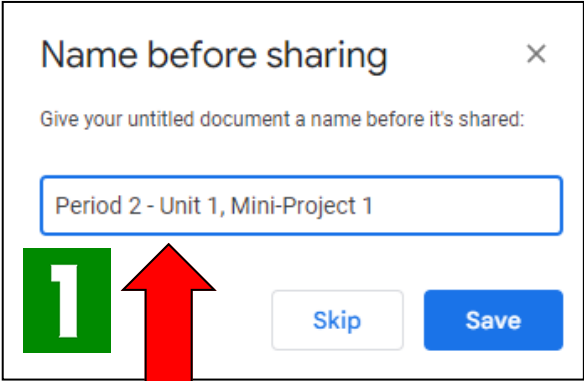




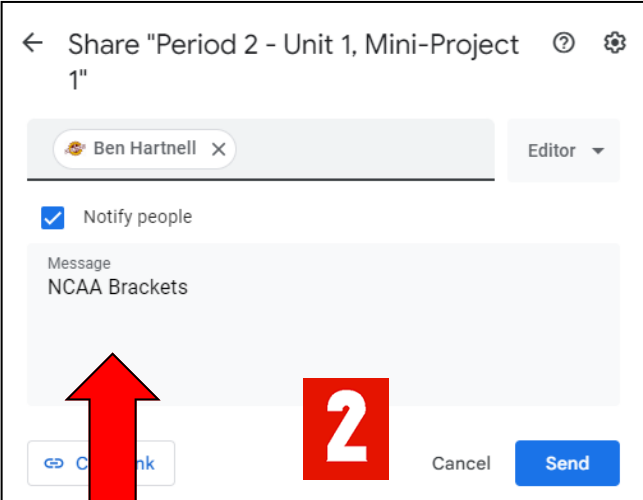
Big Projects

How do I submit Big Projects?

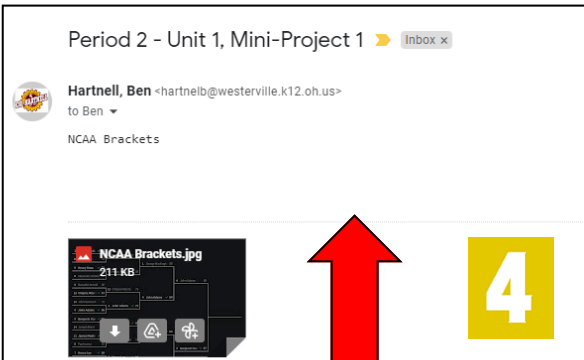
Properly submitting Big Projects is very important. These steps MUST be followed or the assignment will be returned!



When you share Google Docs or Google Slides, follow the prompts and use your period, unit, and the assignment category (Mini-Project, Big Project, Movie Review, etc.) as the new name.



After selecting my name, be sure to type the specific project choice in the message box (NCAA Brackets, Children's Book, Collage, etc.). Do not make me guess what you are sharing!



If you e-mail, use the same details in the subject (period, unit, category). Type the project choice as the text of the e-mail. Remember the attachment!

