

ROLL THE SLEEVES

# DR. HARTNELL

EST. 2001

explain  
it to me...



Daily  
Lessons  
& Fast 5






# Daily Lessons & Fast 5

## What are the Daily Lessons?

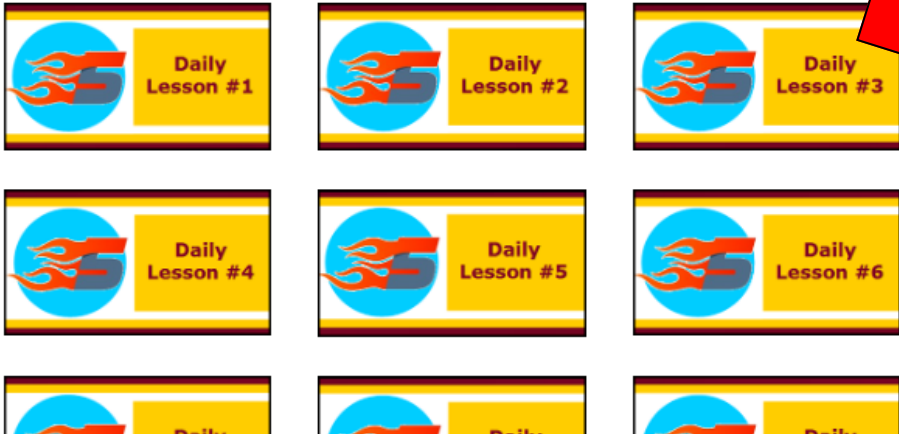
Think of Daily Lessons as having the “lecture notes” at your disposal. You can access these lessons by clicking on the hyperlink within the Pacing Guide or using the button labeled “Daily Lessons & Fast 5” from the unit’s landing page.



Here is an example of the “Daily Lessons & Fast 5” landing page for Unit #1: *Morning in America*.

If the Pacing Guide says you should complete Daily Lesson #3, click on the button labeled “Daily Lesson #3” when you get to this screen. This will open up the lesson, which is saved as a PDF. Go through the lesson, answer the “Fast 5” questions at the end, and e-mail me before you leave class for the day.

Referencing your **Unit #1 Pacing Guide**, select the corresponding Daily Lesson for a particular day of the week. At the end of each Daily Lesson, you will find the “Fast Five” questions that must be e-mailed to Dr. Hartnell before leaving class.





# Daily Lessons & Fast 5

## How do the Daily Lessons work?

When you open up a specific lesson, it appears as a PDF. Below are some screenshots of what to pay attention to when going through a Daily Lesson.



This is the title slide of the Daily Lesson PDF presentation. It will appear at the start of every lesson in the unit.



The second slide will show the lesson you are viewing. The **AH 1.03** means "American History Unit 1, Lesson 3".



These lessons double as guided notes. The material in **red** is the stuff you would fill in if this were a "live" lecture.



Pay close attention to the **red** information. You will need to reference it when you answer the "Fast 5" questions.



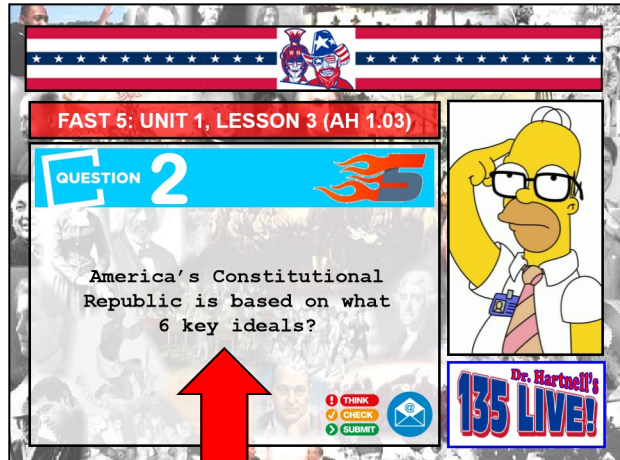
# Daily Lessons & Fast 5

## How do the "Fast 5" questions work?

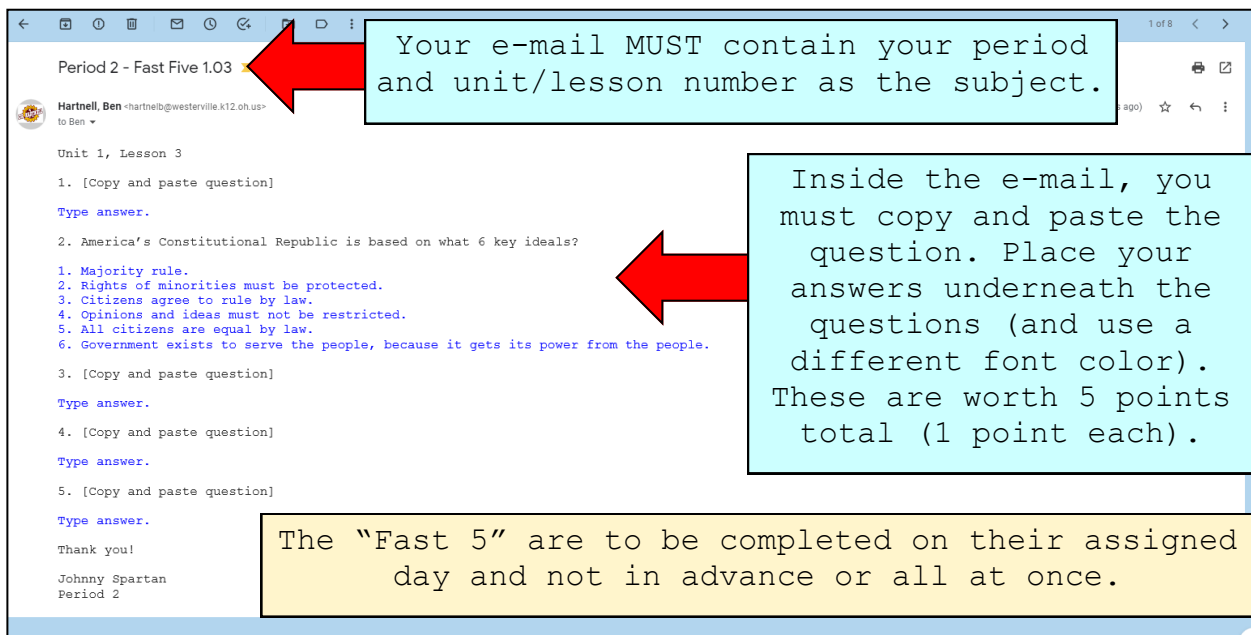
After you finish going through the Daily Lesson, you need to answer the "Fast 5" questions found at the very end and e-mail them to me before you leave class for the day.



When you see this slide, you have finished the Daily Lesson PDF presentation. You will now move to the "Fast 5".



The "Fast 5" contains FIVE questions about the specific lesson you just finished. The answers come from the lesson.



Your e-mail MUST contain your period and unit/lesson number as the subject.

Inside the e-mail, you must copy and paste the question. Place your answers underneath the questions (and use a different font color). These are worth 5 points total (1 point each).

The "Fast 5" are to be completed on their assigned day and not in advance or all at once.

