

ROLL THE SLEEVES

DR. HARTNELL

EST. 2001

explain
it to me...



Mini-Projects





Mini-Projects

What are Mini-Projects?

Mini-Projects are part of how you take control of your learning in this class! Picking ideas from the approved list (found in this packet as well as in the tab "Mini-Projects" within the various units on DrHartnell.com), you get to demonstrate the connections you have made with the content material in creative and unique ways. Artwork, music, poetry, and videos are just a few of the ways history can be tailored around your interests and passion!

You will need to complete TWO Mini-Projects (25 points each) for a total of **50 points**. A third Mini-Project may be done for up to 10 bonus points.

These Mini-Projects can be made using computers, on-line platforms, or with traditional means (markers, posters, etc.). If the project is an actual item that you create, take a picture of your project and e-mail it to me. Label all e-mails "Mini-Project 1", "Mini-Project 2", or "Mini-Project Extra Credit". **You MUST pick different Mini-Projects for each unit. In other words, you may not do the same projects for all six units.**

In the event you lose points on a project, you may make the necessary changes and resubmit up until the unit's last day.

Text Messages

Description: Select a major political, cultural, athletic, educational, societal, religious, entertainment, or historical event from Colonial America (1607-1775), the American Revolution (1775-1783), Antebellum America (1783-1861), the Civil War (1861-1865), Reconstruction (1865-1877) and create a string of fictional text messages between two or more famous people.

Requirements: Select 2 (or more) actual people from the time period covered by the unit. What might they say to each other (if texting existed back then)? The conversation needs to be more than just "Hey" and typical greeting nonsense. The discussion should reference actual events from the time period. The responses or opinions of those texting should be in line with what they might have actually been. In other words, don't have an anti-war person spouting off pro-war sentiments. The texts can be humorous, so long as they aren't offensive. You can organize it in a typical back-and-forth fashion, but be sure to indicate who is saying what. If you wish to make it look like actual texts, that is permitted. If done on Word/Google Docs, these exchanges should be typed with 12-point/Times New Roman font. They do not need to be double-spaced. No profanity, sexual innuendos, or offensive slang/jargon will be tolerated in these texts; using such may result in disciplinary steps being taken.

Be sure to read the description and the requirements for each Mini-Project idea.

Be creative! Take risks and push yourself to think "outside the box" on these Mini-Projects!

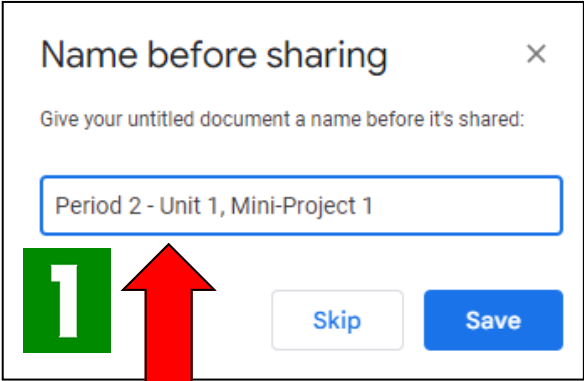




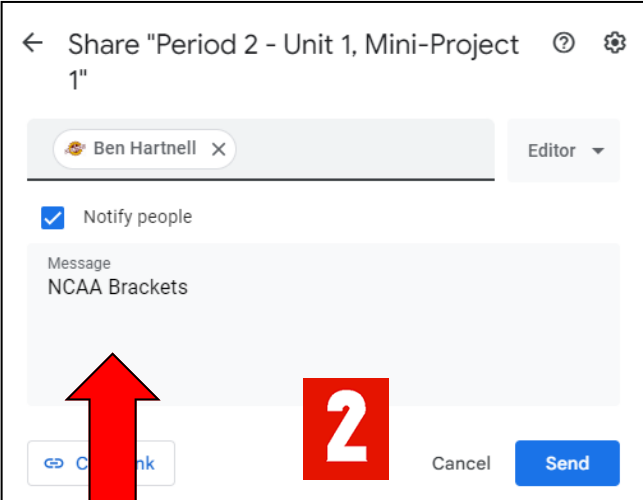
Mini-Projects

How do I submit Mini-Projects?

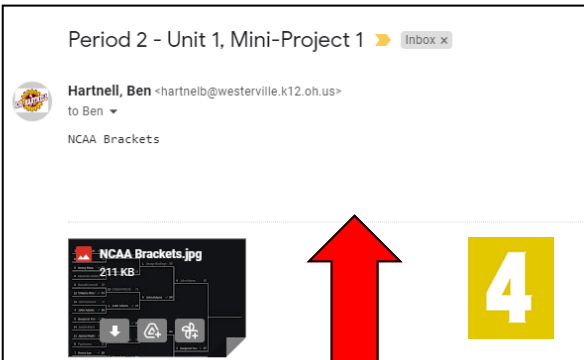
Properly submitting Mini-Projects is very important. These steps MUST be followed or the assignment will be returned!



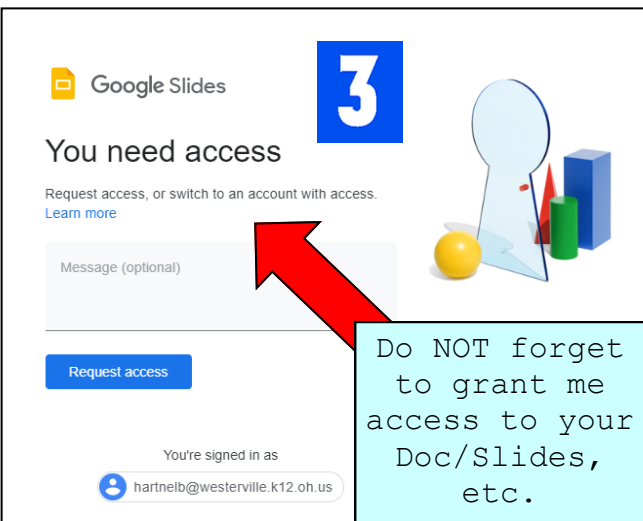
When you share Google Docs or Google Slides, follow the prompts and use your period, unit, and the assignment category (Mini-Project, Big Project, Movie Review, etc.) as the new name.



After selecting my name, be sure to type the specific project choice in the message box (NCAA Brackets, Children's Book, Collage, etc.). Do not make me guess what you are sharing!



If you e-mail, use the same details in the subject (period, unit, category). Type the project choice as the text of the e-mail. Remember the attachment!





Mini-Projects

Options for Mini-Projects

CURRENT EVENTS

Description: Read 2 current event articles detailing new research or findings about [insert unit] and provide a summary/opinion about each.

Requirements: Write a 1-page summary (typed with 12-point/Times New Roman font and double-spaced) about each current event article. Part of this summary should be your opinion on the new findings. Be sure to include links to the articles at the bottom of each page.

UNPOPULAR OPINIONS/EDITORIALS

Description: Write 2 fake newspaper editorials in which you provide (and defend) an unpopular opinion about 2 different political, cultural, athletic, educational, societal, religious, entertainment, or historical events/people from [insert unit].

Requirements: Pick a controversial topic from the material covered by the unit and support the side that was NOT favored by a majority of people back then. Write a 1-page editorial (typed with 12-point/Times New Roman font and double-spaced) for each of the unpopular opinions. Caution! This can be a bit tricky. This is not giving you the green light to write some sort of racist rant and pass it off as "unpopular". Intentionally racist, sexist, and/or offensive editorials will not be tolerated and may result in disciplinary steps being taken.





Mini-Projects

Options for Mini-Projects

TIMELINE

Description: Create a timeline about a major political, cultural, athletic, educational, societal, religious, entertainment, or historical event/person from [insert unit].

Requirements: This needs to include 10 key events (with explanations and pictures of each event) along an easy-to-navigate timeline. If done on traditional poster board, you'll need to take a picture and submit. (This should not be drawn on notebook paper.) If done with Google Slides, Power Point, or other presentation platforms, you'll need 10 slides (with each slide containing the key event, explanation, and picture).

MEMES

Description: Create or locate 5 Memes about a major political, cultural, athletic, educational, societal, religious, entertainment, or historical event/person from [insert unit].

Requirements: These Memes should be pasted into a Word/Google Doc or into Google Slides. You'll need to include a couple of sentences explaining what this Meme is satirizing. These explanations can be on the same page/slide as the Meme or contained in pages/slides at the end. The explanations should be typed with 12-point/Times New Roman font. They do not need to be double-spaced. Use discretion and tact when creating/locating these. Racist, sexist, and/or offensive Memes will not be tolerated and may result in disciplinary steps being taken.





Mini-Projects

Options for Mini-Projects

SONG / RAP

Description: Write your own song/rap about a major political, cultural, athletic, educational, societal, religious, entertainment, or historical event/person from [insert unit].

Requirements: For starters, you will NOT need to perform this song/rap. It should be long enough to fill 2-minutes if it were to be performed (which, again, it does not). This translates to 4-8 lines per verse and should be organized in the following manner:

1. Intro (4 lines)
2. Verse #1 (4-8 lines)
3. Chorus (4 lines)
4. Verse #2 (4-8 lines)
5. Repeat Chorus (same 4 lines)
6. Verse #3 (4-8 lines)
7. Repeat Chorus (same 4 lines)
8. Outro (4 lines)

This song/rap should be typed with 12-point/Times New Roman font. It does not need to be double-spaced. No profanity, sexual innuendos, or offensive slang/jargon will be tolerated; using such may result in disciplinary steps being taken.





Mini-Projects

Options for Mini-Projects

POETRY

Description: Write your own poem about a major political, cultural, athletic, educational, societal, religious, entertainment, or historical event/person from [insert unit].

Requirements: For starters, you will NOT need to perform this poem. It should be between 6-10 stanzas (in which one stanza is 4 lines) and typed with 12-point/Times New Roman font. It does not need to be double-spaced. The poem should be meaningful and more than "Roses Are Red...". No profanity, sexual innuendos, or offensive slang/jargon will be tolerated; using such may result in disciplinary steps being taken.

COLLAGE

Description: Create a collage of a major political, cultural, athletic, educational, societal, religious, entertainment, or historical event/person from [insert unit].

Requirements: This needs to include no fewer than 10 key items arranged in a visually-pleasing collage. If done on traditional poster board, you'll need to take a picture and submit. Google Slides, Power Point, or other presentation platforms are strongly recommended for this particular project. Don't forget to include a 1-page/slide explanation of why you picked the images that you did. The explanation should be typed with 12-point/Times New Roman font and double-spaced. (It does not need to be double-spaced on Google Slides.)





Mini-Projects

Options for Mini-Projects

NCAA BRACKETS

Description: Using major political, cultural, athletic, educational, societal, religious, entertainment, or historical events/people from [insert unit], create NCAA-styled brackets to determine who/what is the best/most important/most influential.

Requirements: Select 16 "teams" (which would be the historical names of famous people, events, items, etc.) and set them up in Team 1 vs. Team 16 / Team 2 vs. Team 15 / Team 3 vs. Team 14 / etc. styled-pairings. Fill in the brackets by placing the "winner" on the next line. Repeat this until there is a declared winner. This should be presented with the traditional brackets you'd see in the NCAA Basketball Tournament. Additionally, you'll need to write why these people, events, or items were selected for this tournament (ala "Selection Sunday"). Be sure to discuss each "game" played and why a particular person, event, or item advanced past another. It is best to not mix people, events, and items and instead select all one or all another (meaning, pick only historical names so you don't have a person facing off against a battle). The title of this tournament should be something along the lines of "The Most Important Generals", "The Most Important Inventions", etc. Google Slides, Power Point, or other presentation platforms are strongly recommended for this particular project. If you decide to use Word/Google Docs, the pages of explanations should be typed with 12-point/Times New Roman font. It does not need to be double-spaced.





Mini-Projects

Options for Mini-Projects

"SAY WHAT?" POEM / SONG


Description: Select an existing poem/song already written from [insert unit] that's about a major political, cultural, athletic, educational, societal, religious, entertainment, or historical event/person and analyze what the author is trying to say and why.

Requirements: Copy and paste the original poem/song lyrics (and author) into your Word/Google Doc or Google Slides. After that, provide a 1-page analysis. This analysis needs to be typed with 12-point/Times New Roman font and double-spaced. (It does not need to be double-spaced on Google Slides.)

POLITICAL CARTOONS

Description: Select 2 existing political cartoons already drawn about a major political, cultural, athletic, educational, societal, religious, entertainment, or historical event/person from [insert unit] and analyze them.

Requirements: Copy and paste the original political cartoons into your Word/Google Doc or Google Slides. After that, provide a 1-page analysis/opinion for each cartoon. This analysis needs to be typed with 12-point/Times New Roman font and double-spaced. (It does not need to be double-spaced on Google Slides.)





Mini-Projects

Options for Mini-Projects

TEXT MESSAGES

Description: Select a major political, cultural, athletic, educational, societal, religious, entertainment, or historical event from [insert unit] and create a string of fictional text messages between 2 or more famous people.

Requirements: Select 2 (or more) actual people from the time period covered by the unit. What might they say to each other (if texting existed back then)? The conversation needs to be more than just "Hey" and typical greeting nonsense. The discussion should reference actual events from the time period. The responses or opinions of those texting should be in line with what they might have actually been. In other words, don't have an anti-war person spouting off pro-war sentiments. The texts can be humorous, so long as they aren't offensive. You can organize it in a typical back-and-forth fashion, but be sure to indicate who is saying what. If you wish to make it look like actual texts, that is permitted. If done on Word/Google Docs, these exchanges should be typed with 12-point/Times New Roman font. They do not need to be double-spaced. No profanity, sexual innuendos, or offensive slang/jargon will be tolerated in these texts; using such may result in disciplinary steps being taken.





Mini-Projects

Options for Mini-Projects

COMIC STRIP

Description: Pick a major political, cultural, athletic, educational, societal, religious, entertainment, or historical event/person from [insert unit] and draw/create your own comic strip about it.

Requirements: This needs to include no fewer than 5 panels. If done on traditional poster board or paper, you'll need to take a picture and submit. The comic strip should include color. Google Slides, Power Point, or other presentation platforms are strongly recommended for this particular project. Don't forget to include a 1-page/slide explanation of why you drew/created what you did. The explanation should be typed with 12-point/Times New Roman font and double-spaced. (It does not need to be double-spaced on Google Slides.)

CONSPIRACY THEORIES

Description: Find 2 actual conspiracy theories about something from [insert unit] and provide a summary/opinion about each.

Requirements: Write a 1-page summary (typed with 12-point/Times New Roman font and double-spaced) about each conspiracy. Part of this summary should be your opinion on the conspiracy. Be sure to include links to the conspiracy theories at the bottom of each page.





Mini-Projects

Options for Mini-Projects

CEREAL BOX

Description: Create a cereal box using major political, cultural, athletic, educational, societal, religious, entertainment, or historical events/people from [insert unit].

Requirements: What are the ingredients? Are there any "prizes" inside? Puzzles or games on the back? Be creative with this and not so literal. In other words, the ingredients should be things that wouldn't actually be in cereal; rather, it should be things that best explain the "event" or "person" on the box. If done on traditional poster board or constructed from an actual cereal box, you'll need to take a picture and submit. Google Slides, Power Point, or other presentation platforms are strongly recommended for this particular project. Don't forget to include a 1-page/slide explanation of your cereal box. The explanation should be typed with 12-point/Times New Roman font and double-spaced. (It does not need to be double-spaced on Google Slides.)

INTERNET SCAVENGER HUNT

Description: Create an internet scavenger hunt for people to track down items from a major political, cultural, athletic, educational, societal, religious, entertainment, or historical event from [insert unit].

Requirements: This needs to include 10 items to find and contain clues/hints as to where to go to locate the answers. You'll need to include these clues/hints and provide the links to the "answers" in a Word/Google Doc or Google Slide presentation. The sites where these items are to be found MUST be school appropriate.





Mini-Projects

Options for Mini-Projects

ADVERTISEMENT

Description: Create an advertisement to sell a real or fictional product. Use an actual political, cultural, athletic, educational, societal, religious, entertainment, or historical person from [insert unit].

Requirements: What's being sold? It can be an actual item from the time or something that didn't exist. (If it's an item that didn't exist back then, make sure it's one that addresses/cures a major problem.) Who is the spokesperson? If done on traditional poster board, you'll need to take a picture and submit. You can also create a "commercial" or video about the product. Google Slides, Power Point, or other presentation platforms are strongly recommended for this particular project. Don't forget to include a 1-page/slide explanation of your advertisement. The explanation should be typed with 12-point/Times New Roman font and double-spaced. (It does not need to be double-spaced on Google Slides.)

TIME CAPSULE

Description: Create a time capsule of items saved from a major political, cultural, athletic, educational, societal, religious, entertainment, or historical event/person from [insert unit].

Requirements: Your time capsule needs to include 10 key items (with explanations and pictures of each item). These items should be pictures of real/actual items from the time period covered in the unit. If done on traditional poster board, you'll need to take a picture and submit. If done with Google Slides, Power Point, or other presentation platforms, you'll need 10 slides (with each slide containing the key item, explanation, and picture).





Mini-Projects

Options for Mini-Projects

ARTWORK

Description: Draw or paint a picture of a major political, cultural, athletic, educational, societal, religious, entertainment, or historical event/person from [insert unit].

Requirements: If done on traditional paper or poster board, you'll need to take a picture and submit. This can also be done with Google Slides, Power Point, or other presentation platforms. Drawings on notebook paper will not be accepted. (Pro Tip: If you aren't good at drawing... don't pick this one.)

RECIPE

Description: Create a fictitious recipe about a major political, cultural, athletic, educational, societal, religious, entertainment, or historical event/person from [insert unit].

Requirements: In the similar fashion you may have written a recipe to describe a parent or guardian in kindergarten ("Add three scoops of love" and a "pinch of forgiveness"), what does it take to make the selected event/person/etc.? Be creative with this and not so literal. In other words, the recipe should use ingredients that wouldn't actually be used to make something; rather, it should be things that best explain the "event" or "person". You'll need to include traditional measurements (half a cup, teaspoon, etc.) and instructions (mix, bake at 300 degrees for 3 hours, etc.). The recipe can be typed up on a Word/Google Doc or done in Google Slides. Don't forget to include a 1-page/slide explanation of what makes your recipe clever/creative and why you think certain ingredients would be needed. The explanation should be typed with 12-point/Times New Roman font and double-spaced. (It does not need to be double-spaced on Google Slides.)





Mini-Projects

Options for Mini-Projects

BATTLE ACCOUNT

Description: Select a battle from [insert unit] to research and write a summary about it and the significance it played to the outcome of the war.

Requirements: This should be 2 pages, typed with 12-point/Times New Roman font, and double-spaced. This is NOT to be copied and pasted from a Google Search. You will need to include your sources at the end of your paper.

ILLUSTRATED QUOTE

Description: Choose a meaningful quote from a major political, cultural, athletic, educational, societal, religious, entertainment, or historical event/person from [insert unit] and draw, paint, or do a collage of pictures inspired from it.

Requirements: This quote MUST be from the time period covered in the unit. (Be sure to include the name of the person who said it!) If done on traditional paper or poster board, you'll need to take a picture and submit. This can also be done with Google Slides, Power Point, or other presentation platforms.





Mini-Projects

Options for Mini-Projects

CROSSWORD PUZZLE

Description: Create a crossword puzzle using political, cultural, athletic, educational, societal, religious, entertainment, or historical events/people from [insert unit].

Requirements: This needs to include 20 hints/questions and a completed crossword puzzle. This is NOT to be done on paper. It should be completed using an on-line crossword puzzle generator (and there are plenty). The finished product should be copied and pasted into a Word/Google Doc, Google Slides, Power Point, or other presentation platforms. A working link to the crossword puzzle can also be submitted - however, if the link is broken or doesn't lead to your puzzle, no credit will be awarded. Excuses of "But it worked when I did it" won't be accepted.

